



Follow us on Twitter for live traffic updates and news  
@Cambs\_Traffic



## IHMC Incident Report July 2020

The IHMC responded to 29 incidents on the road network throughout Cambridgeshire in July, covering 22 week days. This is still low compared to the 58 incidents we dealt with in July 2019, however the gap is not as big. Please see the table below which illustrates the number of incidents over the last 6 months, compared to the same period last year. We can see the effects of lockdown from March when it was implemented, and the incidents increasing in June as more restrictions were eased. It does show that we are still not back to 'normal' levels where we saw an average of 70+ incidents per month.

	Feb	Mar	Apr	May	June	July
<b>2019</b>	74	78	71	84	73	58
<b>2020</b>	96	60	11	17	30	29

We use the term 'incident' to describe something that has happened on the County's road network which has an impact (of varying degrees) on usual traffic flows. This could include, for example, a Road Traffic Collision, a burst water main or temporary traffic lights for roadworks.

In July, England entered a new phase of lockdown. Saturday 4<sup>th</sup> July was a milestone where pubs, bars, cafes and hotels re-opened with strict guidelines and restrictions in place. Cinemas and visitor attractions were also allowed to re-open. Hair salons and barbers re-opened and wedding ceremonies were allowed to go ahead with restrictions in the number of guests.

At the end of the month, an announcement was made to pause any further planned easing of restrictions due to a concern of an increase in cases.

Last minute changes to restrictions of passengers travelling abroad came in to force throughout the month with the introduction of a 14 day isolation following the return to the UK from a list of countries. This could mean that more people will be travelling to spend their holiday in England, where we may see more traffic on the roads.

Our @Cambs\_Traffic Twitter account is our quickest engagement tool with the public and the interaction gives a good indication of how effective the messages are getting out to people.

In July we saw the first increase of followers since April. We also saw an increase in the number of profile visits compared to last month. The number of Tweet impressions is the highest it has been since April. The number of Tweets sent out was 293, which is another rise compared to April, May and June.

Twitter Analytics	Feb-20	Mar-20	Apr-20	May-20	Jun-20	Jul-20
Number of Followers	15,298	15,318	15,300	15,269	15,213	15,224
Increase in followers from previous month	421	20	-18	-31	-56	11
Number of Tweets sent	421	347	73	183	256	293
Number of profile visits	18,200	9,301	2,957	2,722	1,382	2,284
Number of Tweet impressions	1.21 million	926,000	219,000	443,000	455,000	529,000

Table 1: Twitter Analytics for @Cambs\_Traffic

**Note:** The number of Tweets sent includes advance notice road works and event Tweets alongside live incident Tweets.



Follow us on Twitter for live traffic updates and news  
@Cambs\_Traffic



The number of incidents recorded was busiest at 8am.

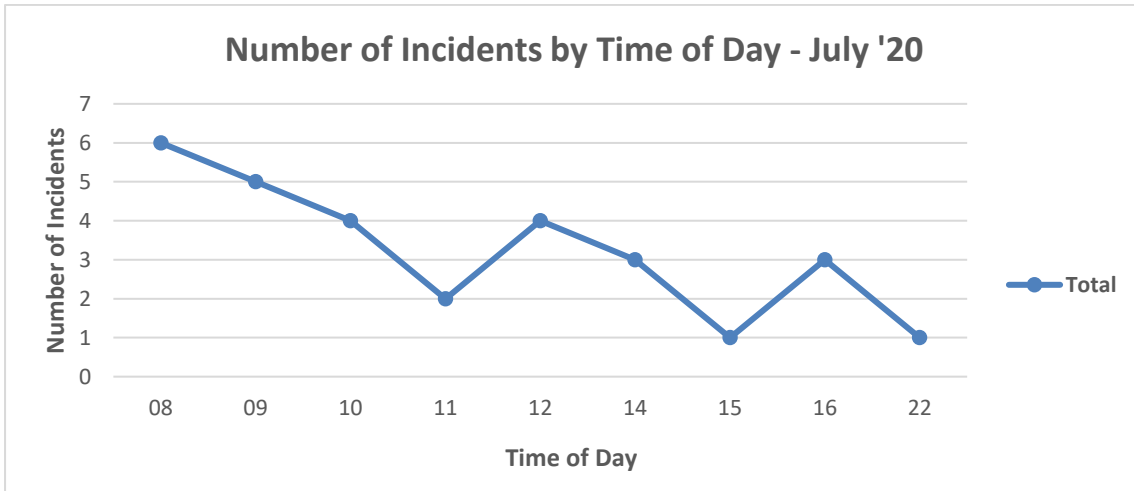


Figure 1: Number of incidents recorded by time of day – July 2020

Of the incidents recorded during July, 17% were due to Road Traffic Collisions (RTC's) and 34% were due to road works (both planned and unplanned). A further 7% were due to an obstruction in the carriageway, 4% was due to a vehicle breakdown, 4% was due to a vehicle fire and 3% were due to a traffic signal fault. 31% were classed as 'Other' which includes incidents where the cause could not be confirmed. See Figure 2 below.

### Type of incident - July '20

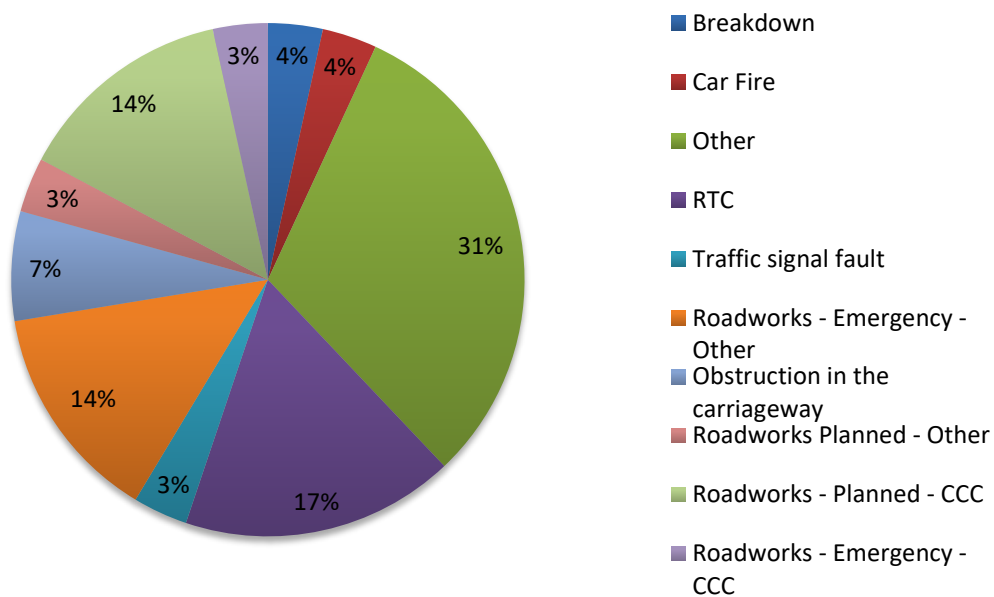


Figure 2: Type of Incident - July 2020



Follow us on Twitter for live traffic updates and news  
@Cambs\_Traffic



Of those incidents recorded 17% had a road closure, 31% temporary traffic lights, and 35% had congestion which was not considered normal for the location and time of day. (See Figure 3). A further 10% had a lane closure and 7% resulted in the road being partially blocked.

### Impact of incident - July '20

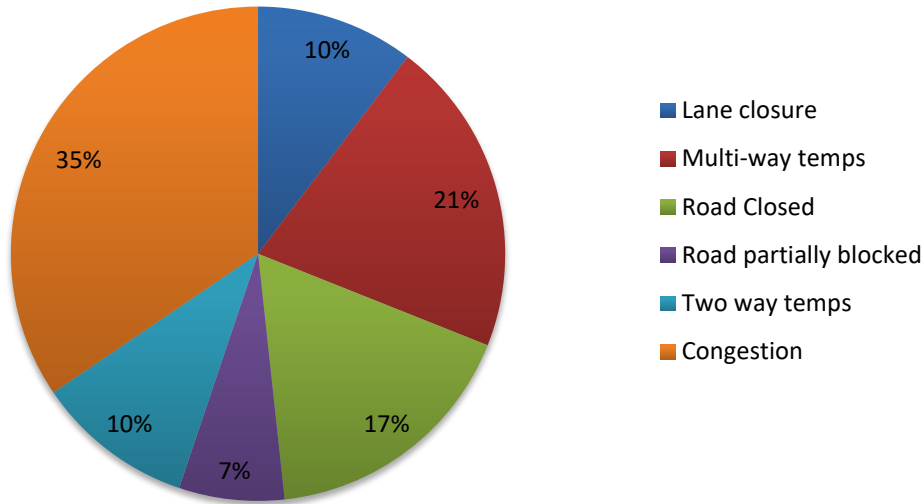


Figure 3: Impact of Incident on the network - July 2020

This month the highest number of incidents were recorded in South Cambridgeshire, closely followed by East Cambridgeshire and Fenland (Figure 4, below). Cambridge City had the lowest number of incidents recorded throughout July with Huntingdonshire not far behind.

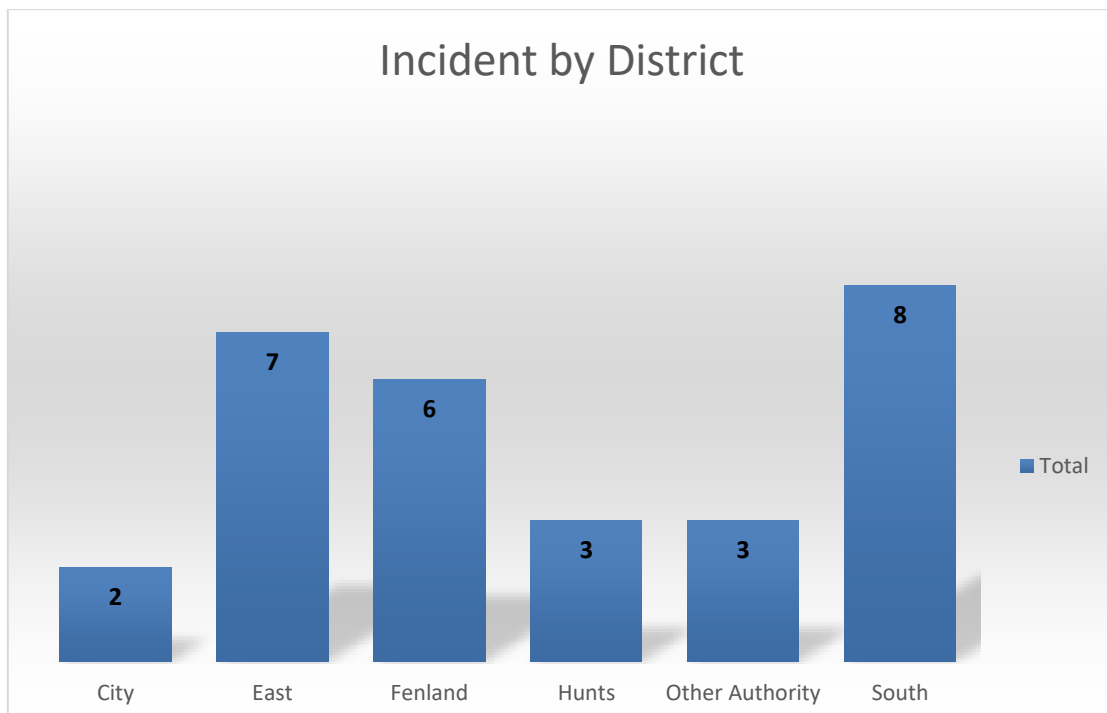


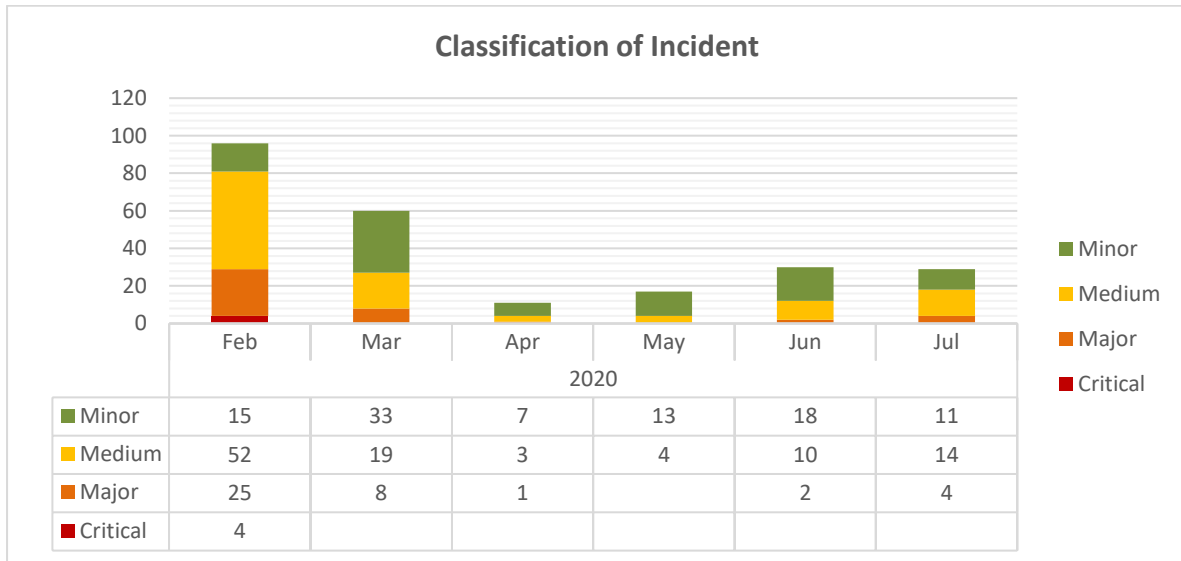
Figure 4: Incident location by District area - July 2020



Follow us on Twitter for live traffic updates and news  
@Cambs\_Traffic



During the month we responded to 11 minor incidents, 14 medium incidents and 4 major. We did not record any critical incidents (See Figure 5).



**Figure 5: Classification of incident**

**Notes: Classification of Incidents**

**Minor:** Delays less than 15 minutes. Low levels of congestion which are not normal conditions.

**Medium:** Delays of up to 30 minutes. Significant congestion which is not normal conditions.

**Major:** Delays of up to one hour. Severe congestion that has started to spread to neighbouring roads which is not normal conditions.

**CRITICAL:** Delays of over 1 hour. Congestion that has spread to numerous roads over a wide area. e.g. whole of central Cambridge.

Although the number of incidents we have dealt with has risen, we are still not seeing ‘normal’ levels of congestion quite yet.

The longest delay we recorded throughout July was 54 minutes on the A14 in both directions at Milton due to a closure implemented by the police because of a person on the overhead gantry. This happened on the 1<sup>st</sup> July.

Whilst there is still less traffic on the roads, we have continued operating under reduced monitoring hours, which are 08:30 - 17:30. This is being regularly assessed.



Integrated Highways Management Centre (IHMC) – Monitors Cambridgeshire’s Highways in order to warn and advise of disruptions on the network.

Operating Hours: 8:30am-5:30pm Mon-Fri.

Contact us: 01223 507176 [ihmc@cambridgeshire.gov.uk](mailto:ihmc@cambridgeshire.gov.uk)

Follow us on Twitter @Cambs\_Traffic